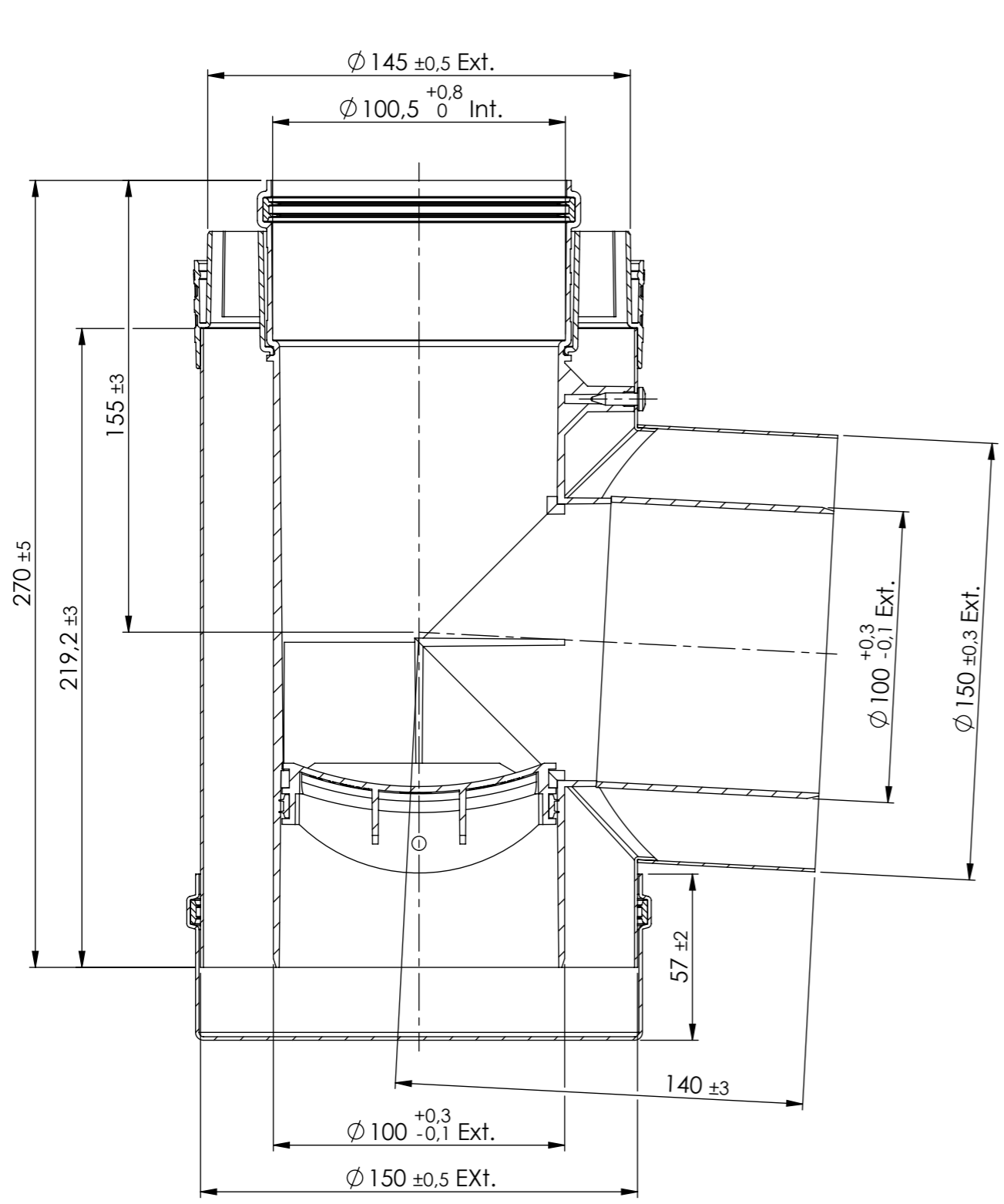
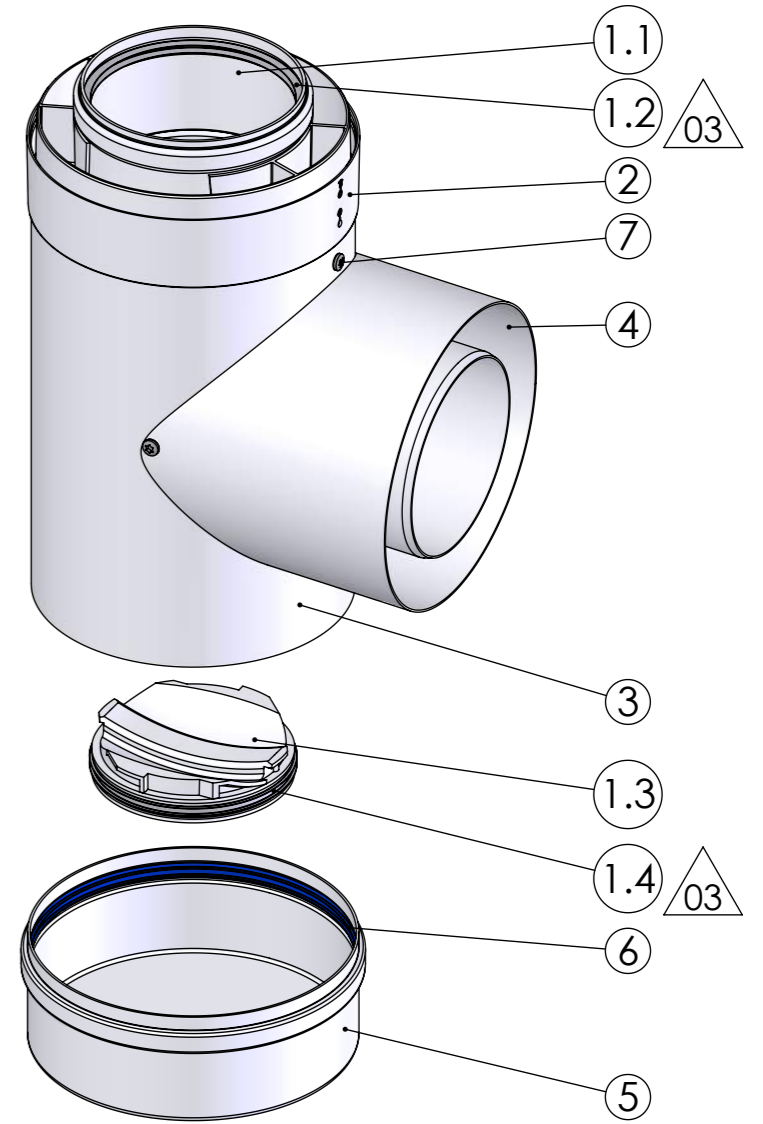


This drawing is property of Cox Geelen and may not be copied in whole or in part without the prior written consent of the owner



SECTION A-A



Pos.	QTY.	Description	Material	Drawing	Part nr
7	3	Screw 4.2 x 16 AW 20	Galvanized	-	890044
6	1	Seal VMQ Air ø150	VMQ Air	A2641	700363
5	1	Closing lid	EN-AW-1050A	07279	710241
4	1	Inlet stuts ø150	EN-AW-1050A	-	-
3	1	House inspection piece ø150 coupling	EN-AW-1050A	A2401	703253
2	1	Coupling unit ø100-150	ABS	A2255	-
1.4	1	Seal EPDM Flue gas ø80 Reversed S	EPDM Flue gas	A1960	891315
1.3	1	Flue inspection cap ø100	CoxPP	A2250	891229
1.2	1	Seal EPDM Flue gas ø100 S	EPDM Flue gas	A1960	891311
1.1	1	Inspection T-piece with cam ø100 PP	-	A2379	-
1	1	Inspection T-piece with cam ø100 PP	-	-	-

Scale: 1:2      Unit of measure: mm      Material: -      Comments: Thickness of coating: average ≥70µm

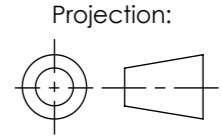
Title: Inspection T-piece ø100-150 Coupling

CAD Model: Inspection T-piece D100-150 PP-AI coupling  
Configuration: Default

Revisions	Created	Checked
03 Seal color changed	11080 24-02-2017 R. Houwen E. Franssen	
02 Tolerance changed	16001 15-06-2016 D. Hendrix L. Goessen	
01 Length inspection T-piece changed	11080 10-03-2016 R. Houwen C. Vaessen	
00 Production drawing	11080 06-02-2014 M. Ubags C. Vaessen	



Tolerances:  
 $\phi = \pm 0.5$   
 $L = \pm 3$   
 $< = \pm 3^\circ$



Dwg. no. : **A2331 P03** A3